
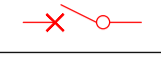
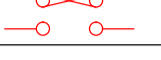

















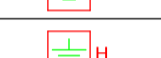
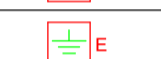
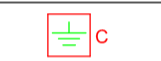

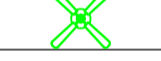














































LEGEND  
ELECTRICAL








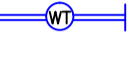









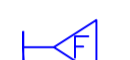















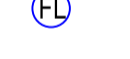
SYMBOL	DESCRIPTION	TYPE
	POWER TRANSFORMER	
	AIR CIRCUIT BREAKER	
	TPN FUSE SWITCH (RATING AS SPECIFIED)	
	TPN ISOLATING SWITCH (RATING AS SPECIFIED)	
	MOULDED CASE CIRCUIT BREAKER (MCCB)	
	4P CHANGEOVER CONTACTOR	
	AMMETER	
	AMMETER SELECTOR SWITCH	
	VOLTMETER	
	VOLTMETER SELECTOR SWITCH	
	POWER FACTOR METER	
	DIGITAL ANALYSER TO MONITOR VOLT, AMPER, FREQ, POWER FACTOR KILLOW WATT, KVA, KWH	
	CAPACITOR BANK C/W 5 STEP AUTOMATIC CONTROLLER	
	PHASE INDICATING LAMP	
	CURRENT TRANSFORMER FOR PROTECTION, 'M' FOR MEASUREMENT	
	EARTH FAULT PROTECTION RELAY	
	EMERGENCY DIESEL GENERATOR SET	
	SYSTEM EARTH	
	INSPECTION PIT	
	LIGHTNING EARTH PIT	
	HIGH VOLTAGE ELECTRICAL EARTH PIT	
	LOW VOLTAGE ELECTRICAL EARTH PIT	
	COMPUTER SYSTEM EARTH PIT	
	TELEPHONE SYSTEM EARTH PIT	
	1400mm SWEEP CEILING FAN	F
	EXHAUST FAN	F
	CEILING MOUNTED OSCILLATED TYPE FAN	OF


ANCILLARY SERVICES

SYMBOL	DESCRIPTION
	TV OUTLET (300 A.F.F.L.)
	TV ANTENNA
	PARABOLIC ANTENNA
	RECESSED CEILING SPEAKER UNIT
	SURFACE / WALL MOUNTED CEILING SPEAKER UNIT
	CCTV CAMERA
	SMOKE DETECTOR
	HEAT DETECTOR
	FIRE ALARM
	MANUAL CALL POINT
	VOLUME CONTROL AND CHANNEL SELECTOR

SYMBOL	DESCRIPTION	TYPE
	15A 3-PIN SWITCHED SOCKET OUTLET	K
	13A 3-PIN SWITCHED SOCKET OUTLET	K
	13A 3-PIN INDICATOR TYPE SOCKET OUTLET FOR UPS POWER (RED COLOUR)	UK
	15A 5-PIN INDUSTRIAL TYPE SOCKET OUTLET	TPK
	13A 3-PIN SWITCHED TWIN SOCKET OUTLET	TK
	13A FUSED CONNECTION UNIT (FOR EXHAUST FAN)	K-EX
	13A SWITCH SOCKET OUTLET (FOR HAND DRYER)	K-HD
	13A FUSED CONNECTION UNIT ABOVE CEILING LEVEL C/W PLUG TOP AND FLEXIBLE CABLING IN CONDUIT TO ALL SENSOR FLUSH VALVES	K-FU
	13A FUSED CONNECTION UNIT	K-F
	DP OR TP ISOLATOR WITH AN ENCLOSURE	ISO
	ELECTRIC DOOR BELL	E
	TELEPHONE SOCKET OUTLET	TEL
	LIGHTNING ARRESTOR HEAD END UNIT	
	REINFORCEMENT BAR, WELDIN FOR LIGHTNING PROTECTION.	
	MICRO SWITCH IN WARDROB (SUPPLIED BY FURNITURE SUPPLIER)	
	MCB/MCCB DISTRIBUTION BOARD	
	EARTH LEAKAGE CIRCUIT BREAKER (CURRENT OPERATED)	
	TELEPHONE DISTRIBUTION BOARD (BY OTHERS)	
	SWITCH / PATCH PANEL FOR CAT5 CABLES	
	10A 1-WAY SP LIGHTING SWITCH X DENOTES NO. OF GANGS	
	10A 2-WAY SP LIGHTING SWITCH	
	DATA SOCKET OUTLET	
	MASTER SWITCH	
	TELEPHONE JUNCTION BOX	
	DENOTES SODIUM VAPOR	
	DENOTES FITTING C/W PRISMATIC DIFFUSER	
	DENOTES METAL HALIDE	
	BED SIDE CONTROLLER	
	KEY CARD SWITCH	
	DO NOT DISTURB & BELL PUSH	
	Lamp Fitting with Prismatic Diffuser	

LAMP FITTINGS

SYMBOL	TYPE	DESCRIPTION	NAME & MODEL
	S	1200mm x 100mm SURFACE MOUNTED FLUORESCENT LAMP FITTING C/W 1 x 36W FLUORESCENT LAMP, PRISMATIC DIFFUSER AND ELECTRONIC BALLAST (1200mm x100mm)	
	S'	600mm x 100mm SURFACE MOUNTED FLUORESCENT LAMP FITTING C/W 1 x 18W FLUORESCENT LAMP, PRISMATIC DIFFUSER AND ELECTRONIC BALLAST (600mm x 100mm)	
	T	1200mm x 150mm SURFACE MOUNTED FLUORESCENT LAMP FITTING C/W 2 x 36W FLUORESCENT LAMP, PRISMATIC DIFFUSER AND ELECTRONIC BALLAST (1200mm x 150mm)	
	T'	600mm x 150mm SURFACE MOUNTED FLUORESCENT LAMP FITTING C/W 2 x 18W FLUORESCENT LAMP, PRISMATIC DIFFUSER AND ELECTRONIC BALLAST (600mm x 150mm)	
	EX	EXIT SIGN BOX C/W 1 x 18w 600m FLUORESCENT TUBE, INVERTER, CHARGER NICKEL CADMIUM RECHARRGEABLE BATTERY WITH CAPACITY FOR 3 HOURS OPERATION UPON MAINS FAILURE CLEAR PERSPEX MAINTAINED TYPE	
	WT	1200mm SURFACE MOUNTED TYPE WEATHER PROOF FLUORESCENT LAMP FITTING WITH 2x36W LAMP (IP65 PROTECTION)	
	N	BLUXHEAD CONSTRUCTED FROM PRESSURE DIE-CAST ALUMINIUM ALLOY WITH HAMMER GREY STOVE ENAMELLED FINISH, VANDAL-RESISTANT POLYCARBONATE DIFFUSER, BEZEL TRIM 18W CFL (WARM WHITE)	
	RT'	SURFACE MOUNTED 3x18W FLUORESCENT LAMP FITTING WITH DOUBLE PARABOLIC DIFFUSER (600MM x 600MM) AND ELECTRONIC BALLAST	
	RT	SURFACE MOUNTED 3x36W FLUORESCENT LAMP FITTING WITH PARABOLIC DIFFUSER (600MM x 1200MM) AND ELECTRONIC DIFFUSER	
	D	SURFACE MOUNTED CYLDRICAL DOWN LAMP FITTING WITH 18W CFL LAMP (WARM WHITE)	
	R'	RECESSED MOUNTED DOWN LAMP FITTING WITH 70W METAL HALID LAMP WITH CONTROL GEAR AND GLASS DIFFUSER	
	R	RECESSED MOUNTED TYPE LAMP FITTING WITH 2X18W CFL LAMP (WARM WHITE)	
	FL	250W METAL HALIDE LAMP FITTING WITH CONTROL GEAR.	
	FL-S	250W SODIUM VAPOUR LAMP FITTING WITH CONTROL GEAR.	
	EM	EMERGENCY LAMP FITTING C/W 2x 12V,20W HALOGEN LAMP, INVERTER, CHARGER NICKEL CADMIUM RECHARRGEABLE BATTERY WITH CAPACITY FOR 3 HOURS OPERATION UPON MAINS FAILURE CLEAR PERSPEX MAINTAINED TYPE	
	B	WALL MOUNTED LAMP FITTING WITH 18W CFL (WARM WHITE) TO LIGHTING CONSULTANTS APPROVAL	
	M	RECESSED MOUNTED MINIATURE LAMP WITH 12V, 50W HALOGEN MR16 / QR111 LAMP AND STEP DOWN MAGNETIC TRANSFORMER (DIMMABLE)	
	MM	RECESSED MOUNTED MINIATURE LAMP WITH 2x12V, 50W HALOGEN MR16 / QR111 LAMP AND STEP DOWN MAGNETIC TRANSFORMER (DIMMABLE)	
	E	RECESSED MOUNTED MINIATURE EYE BALL LAMP WITH 12V, 50W HALOGEN LAMP AND STEP DOWN TRANSFORMER	
	EM	RECESSED MOUNTED EMERGENCY LAMP FITTING WITH 20W HALOGEN LAMP, INVERTER, CHARGER NICKEL CADMIUM RECHARRGEABLE BATTERY WITH CAPACITY FOR 3 HOURS OPERATION UPON MAINS FAILURE	
	BL	BOLLARD LAMP FITTING WITH CLEAR DIFFUSER INCLUDING AN ANTI-GLARE SAND BLAST BAND (1150MM HEIGH) WITH 70W HSE LAMP	
	PT	POST TOP MOUNTED LAMP FITTING WITH 150W SODIUM VAPOR LAMP WITH CONTROL GEAR INCLUDING SM HIGH POST.	
	FT	FLOOR MOUNTED (RECESSED) LAMP FITTING WITH 75W PAR30 LAMP (30DEG FLOOD) AND GLARE REDUCING GRILL.	
	GT	GATE TOP MOUNTED LAMP FITTING WITH 150W SODIUM VAPOR LAMP WITH CONTROL GEAR.	
	UP	UP DOWN WALL WASHER LAMP FITTING WITH WITH CFL LAMP	
	DWN	DOWN WALL WASHER LAMP FITTING WITH WITH CFL LAMP	
	U	WALL MOUNTED UP DOWN LAMP (OUTDOOR) USE	
	SP	WALL WASHER WITH 70W METAL HALIDE LAMP	
	MRR	WALL / CEILING MOUNTED MIRROR LAMP WITH 1x36W FLUORESCENT LAMP	
	MRR1	WALL MOUNTED MIRROR LAMP WITH 1x18W FLUORESCENT LAMP	
	LED	FLOOR RECESSED LED LAMP FITTING WITH GLASS FINISH	
	P	LAMP FITTING WITH PRISMATIC DIFFUSER	
	HB	HIGH BAY LAMP FITTING WITH LED LAMP AND DIFFUSER	
	FL	FLOOD LAMP FITTING	

Project Title	Project Consultant					VERIFY ALL DIMENSIONS ON SITE BEFORE COMMENCING WORK COPYING OR THE REPRODUCTION OF THIS DRAWING IS STRICTLY PROHIBITED WITHOUT THE CONSENT OF NJ CONSULTANTS				
PROPOSED FACTORY FOR SOORTY TEXTILES (BD) LTD. PLOT NO 220-227, COMILLA EXPORT PROCESSING ZONE COMILLA - 3500, BANGLADESH	 NJ CONSULTANTS 35A, 1/3, SUNETHRADEVI ROAD, KOHUWALA SRI LANKA  TEL : 94-11-2814069, 94-11-4002365 FAX : 94-11-4002365 E-MAIL : noel@njcdk.com	Rev.	Description	Date	Made By	Drawing Title	Drawn	CADTEAM	Date	OCT 2013
						ELECTRICAL INSTALLATION	Checked	NJ	Scale	N.T.S
						LEDGEND	Approved		Job No.	
							File Path			
							Dwg No.	Revision		
						Drawing Status	TENDER	E-LED-400	R0	